


# 1995 Texas Conservative Report

*Ratings for Senators and Representatives serving in the 1995 Texas Legislature*

## 1995 Texas Ten


The ten percent most conservative legislators of the 1995 Texas Legislature




**Senator David Sibley**  
Waco—97%




**Senator Jane Nelson**  
Flower Mound—95%



**Senator Michael Galloway**  
The Woodlands—93%




**Rep. Gary Elkins**  
Houston—99%




**Rep. Charlie Howard**  
Sugar Land—99%




**Rep. Warren Chisum**  
Pampa—98%



**Rep. Frank J. Corte, Jr.**  
San Antonio—98%




**Rep. Joe Crabb**  
Humble—98%



**Rep. Talmadge Heflin**  
Houston—98%




**Rep. John H. Shields**  
San Antonio—98%




**Rep. Mary Denny**  
Aubrey—97%




**Rep. Mike Krusee**  
Round Rock—96%



**Rep. Jerry Madden**  
Richardson—96%




**Rep. Arlene Wohlgenuth**  
Burleson—96%



**Rep. Kip Averitt**  
Waco—95%




**Rep. Todd Staples**  
Palestine—95%




**Rep. Robert Talton**  
Pasadena—95%




**Rep. Edmund Kuempel**  
Seguin—94%



**Rep. Bill Siebert**  
San Antonio—94%




**Rep. David Swinford**  
Dumas—94%



**Rep. Beverly Woolley**  
Houston—94%



A publication of the  
**FREE ENTERPRISE PAC**



A publication of the  
Free Enterprise PAC

### Board of Directors

Chairman  
Richard A. Ford  
Dallas

Treasurer  
Gary L. Thurman  
Midland

Buddy Barfield  
Austin

Robert Carrel  
Bonham

Tom Miller  
Dallas

Cindy Sullivan  
Galveston

Bill Walker  
El Paso

Free Enterprise PAC  
P.O. Box 741777  
Dallas, TX 75374-1777  
(214) 348-2801  
Fax: (214) 348-6725

### Campaign & Development Director

Albert L. Cheng

Graphic Design  
Kathryn Wilson

The Free Enterprise PAC is a political action committee comprised of individuals who support the philosophy of free enterprise, limited government, private property rights, limited taxation and traditional values. The Free Enterprise PAC supports only non-incumbent candidates to the state legislature.

## Introduction

One of the best ways to ensure proper representation by our state legislators is through tracking their voting records. Since 1985, the Free Enterprise PAC has published a voting record, *The Texas Conservative Report*, after each legislative session. Unlike other voting records that judge only a handful of votes, the *Texas Conservative Report* reviews every recorded vote in both the Senate and House for its conservative or liberal implication. This thorough analysis gives concerned citizens a report that most accurately reflects their legislators' true philosophical perspective and commitment to conservative principles.

The 1995 average rating for the four freshman senators was 84.8% compared to the 1993 average rating of 30% for the four senators they replaced. The 22 freshman representatives had a 1995 average rating of 59.7% compared to the 1993 average rating of 36.3% for the 22 representatives they replaced. Of the twenty-one legislators in the top ten percent, six are freshman, ten are in their second term and five have been in office longer than two terms.

## Table of Contents

Directions	2
Research Guidelines	3
Conservative Ranking of State Senators	3
Senate Votes on Selected Issues	4
Summary of Senate Votes Selected	5
Conservative Ranking of State Representatives	6-7
House Votes on Selected Issues	8-10
Summary of House Votes Selected	11
Leaders of Excellence	12
PAC Information & Membership Form	12

## How To Use This Guide

There are many facts and figures in this guide. We suggest the following steps to help you identify the information that is most pertinent to you.

### 1. Determine who is your state senator and representative.

Check your voter registration card or call your party's county headquarters.

### 2. Find your legislators' ratings.

These ratings reflect how conservative your legislators' voted during the 1995 legislative session. (See page 4 for state senators and pages 8-10 for state representatives.)

### 3. Look for your legislators' overall ranking.

This ranking gives a broad picture of how your legislator ranks among others in the legislature. (See page 3 for state senators and pages 6-7 for state representatives.)

### 4. Look for how your legislators' voted on selected issues.

These specific votes cover the four basic categories of economic, social, government, and education issues. (See page 4 for state senators and pages 8-10 for state representatives.)

### 5. Make your conclusions on how well you feel that you were represented.

Also, take action on your observations. Two suggested actions are writing your legislator and/or supporting a more conservative candidate in the upcoming elections.

Texas Senators  
The Honorable (name)  
P.O. Box 12068  
Austin, TX 78711

Texas Representatives  
The Honorable (name)  
P.O. Box 2910  
Austin, TX 78768-2910

The Capitol switchboard number is (512) 463-4630

## Research Guidelines—Record Vote Selection Process

1. Every record vote in both the Senate and House Journals was reviewed and the votes that showed signs of a liberal or conservative philosophy were selected.
2. To ensure objectivity, these preliminary record votes were reviewed “**blindly**” without looking at any particular legislator’s votes. This review was conducted by a **non-partisan**, six-person panel consisting of two PAC staffers and four former state legislators, two Democratic and two Republican.
3. The panel then determined which votes should be included in the report, and what they felt the conservative position on each vote should be.
4. Each legislator was then given one point for each conservative vote. If a legislator was absent, whether excused or unexcused, they received a zero. Exception was given for extended medically related excused absences and for conference committee excused absences.
5. Votes were then calculated and the legislators were given a percentage or “rating” based on the number of times they voted with the conservative position on the record votes selected.

The panel selected 97 votes in the Senate and 80 votes in the House. No one issue is given more weight than any other issue; however, if an issue was voted on several times, it may carry a heavier weight. This report only reflects the philosophical aspect of each legislator.

### Conservative Ranking of State Senators

Senators		1995	1993	1991	Senators		1995	1993	1991
Sibley (R-Waco)	C	97%	41%	45%	Moncrief (D-Fort Worth)	VC	66%	20%	9%
Nelson (R-Flower Mound)	VC	95%	64%	*	Whitmire (D-Houston)	C	61%	20%	9%
Galloway (R-Woodlands)		93%	*	*	Lucio (D-Brownsville)	C	58%	24%	6%
Haywood (R-Wichita Falls)		91%	*	*	Zaffirini (D-Laredo)	C	57%	24%	7%
Shapiro (R-Plano)	VC	91%	58%	*	Madla (D-San Antonio)	VC	56%	20%	19%§
Bivins (R-Amarillo)	C	88%	51%	26%	Sims (D-Paint Rock)	C	55%	45%	26%
Nixon (R-Carthage)		88%	*	*	Rosson (D-El Paso)	VC	47%	23%	6%
Harris (R-Arlington)	C	87%	50%	46%	West (D-Dallas)	VC	46%	16%	*
Ratliff (R-Mt. Pleasant)	C, VC	87%	30%	34%	Ellis (D-Houston)	C	44%	16%	6%
Brown (R-Lake Jackson)	C, VC	86%	43%	57%	Gallegos (D-Center)		41%	11%§	12%§
Henderson (R-Houston)	C	85%	45%	36%	Truan (D-Corpus Christi)	C, VC	37%	18%	9%
Leedom (R-Dallas)	VC	85%	55%	69%	Luna (D-San Antonio)	VC	36%	13%	11%§
Patterson (R-Pasadena)	VC	84%	44%	*	Barrientos (D-Austin)	C	35%	12%	7%
Wentworth (R-San Antonio)	VC	76%	43%	62%§					
Armbrister (D-Victoria)	C	72%	33%	17%					
Montford (D-Lubbock)	C	72%	29%	16%					
Turner (D-Crockett)		71%	34%	14%					
Cain (D-Dallas)		67%	17%§	9%§					

**Senators Average %**

<b>1995</b>	<b>1993</b>	<b>1991</b>
69%	33%	20%

*These ratings are based on 97 votes taken on economic, social, governmental and education issues.  
Higher scores indicate a more conservative rating.*

C = Committee Chairman; VC = Committee Vice Chairman; % = Conservative rating for that legislative year; \* = Not in office that year  
§ = Conservative rating for that legislative year in the Texas House of Representatives

# How State Senators Voted on Selected Issues

SUBJECT IDENTIFICATION of SENATE RECORD VOTES in columns 1-12 (For more explanation, see page 5)

- |                                  |                           |                               |
|----------------------------------|---------------------------|-------------------------------|
| 1. SB 14—Private Property Rights | 5. SB 497—Euthanasia      | 9. SB 60—Concealed Weapons    |
| 2. HB 1863—Welfare Reform        | 6. SB 141—Hate Crimes     | 10. HB 1863—Health Commission |
| 3. SB 978—Cost-Benefit Analysis  | 7. SB 1343—Healthy Starts | 11. SB 1—Home Rule Districts  |
| 4. HB 1305—Pari-Mutuel Wagering  | 8. SJR 4—Term Limits      | 12. SB 1—School Choice        |

Dist.	Party	Name	City	1995%	1	2	3	4	5	6	7	8	9	10	11	12
18	D	Armbrister, Ken	Victoria	C 72%	+	+	+	-	-	-	-	+	+	-	+	+
14	D	Barrientos, Gonzalo	Austin	C 35%	-	-	-	-	-	-	-	-	-	-	-	-
31	R	Bivins, Teel	Amarillo	C 88%	+	+	+	-	-	+	+	+	+	+	+	+
17	R	Brown, Buster	Lake Jackson	C,VC 86%	+	+	+	-	-	+	+	+	+	+	+	+
2	D	Cain, David	Dallas	67%	+	-	+	-	-	-	-	+	+	-	-	-
13	D	Ellis, Rodney	Houston	C 44%	-	-	+	-	-	-	-	-	-	-	-	-
6	D	Gallegos, Mario	Houston	41%	-	-	-	-	-	-	-	+	-	-	-	-
4	R	Galloway, Michael	The Woodlands	93%	+	+	+	+	-	+	+	+	+	+	+	+
10	R	Harris, Chris	Arlington	C 87%	+	+	+	-	E	+	+	+	+	+	+	+
30	R	Haywood, Tom	Wichita Falls	91%	+	+	+	+	-	A	+	+	+	+	-	+
7	R	Henderson, Don	Houston	C 85%	+	+	+	-	-	+	+	+	+	+	+	+
16	R	Leedom, John	Dallas	VC 85%	+	+	+	+	+	+	+	+	-	+	+	+
27	D	Lucio, Eddie	Brownsville	C 58%	+	+	+	-	-	-	-	+	+	-	+	-
26	D	Luna, Greg	San Antonio	VC 36%	+	-	-	-	-	-	-	A	-	-	-	-
19	D	Madla, Frank	San Antonio	VC 56%	+	-	E	-	-	-	-	+	+	-	-	-
12	D	Moncrief, Mike	Fort Worth	VC 66%	+	+	+	-	-	-	-	+	+	-	+	+
28	D	Montford, John	Lubbock	C 72%	+	+	+	+	-	-	-	+	+	-	+	+
9	R	Nelson, Jane	Flower Mound	VC 95%	+	+	+	+	-	+	+	+	+	+	+	+
3	R	Nixon, Drew	Carthage	88%	+	+	+	+	-	+	+	+	+	+	+	+
11	R	Patterson, Jerry	Pasadena	VC 84%	+	+	+	-	+	-	+	+	+	+	+	+
1	R	Ratliff, Bill	Mt. Pleasant	C, VC 87%	+	+	+	+	-	-	+	+	+	+	-	+
29	D	Rosson, Peggy	El Paso	VC 47%	-	-	-	-	-	-	-	+	+	-	-	-
8	R	Shapiro, Florence	Plano	VC 91%	+	+	+	+	-	-	+	+	+	+	+	+
22	R	Sibley, David	Waco	C 97%	+	+	+	+	+	+	+	+	+	+	+	+
24	D	Sims, Bill	San Angelo	C 55%	+	+	+	-	E	-	A	E	E	A	E	E
20	D	Truan, Carlos	Corpus Christi	C, VC 37%	-	-	-	-	-	-	-	-	-	-	-	-
5	D	Turner, Jim	Crockett	71%	+	+	+	+	-	-	-	+	+	-	-	-
25	R	Wentworth, Jeff	San Antonio	VC 76%	+	+	+	-	-	-	-	+	+	+	A	+
23	D	West, Royce	Dallas	VC 46%	+	-	-	+	-	-	-	-	-	-	-	-
15	D	Whitmire, John	Houston	C 61%	+	-	-	-	-	-	-	+	+	-	-	-
21	D	Zaffirini, Judith	Laredo	C 57%	+	+	-	-	-	-	-	+	+	-	+	-

**Note:** This conservative rating is based on 97 roll call votes.

**Key**

C = Committee Chairman  
 VC = Committee Vice-Chairman  
 P = Present but not voting  
 A = Absent  
 E = Excused absence  
 + = Conservative Vote  
 - = Voted against conservative position  
 R = Republican  
 D = Democrat

## Summary of Senate Votes Selected

### Economic

#### 1. SB 14—Private Property Rights 26 Y; 5 N

Vote to suspend the regular order of business to consider on second reading (2/3 vote required)

**Conservative Vote: Yea**

This bill protects private property owners from state agencies, local governments, and other political subdivisions. It allows property owners to be compensated if a governmental action causes the market value of the property to be reduced by 25 percent or more. An assessment is required to determine the economic impact of the governmental actions on the value of private real property.

#### 2. HB 1863—Welfare Reform 21 Y; 10 N

Adoption of Patterson amendment

**Conservative Vote: Yea**

This amendment to the Welfare Reform Bill would limit welfare payments to recipients who have been on welfare for two years.

#### 3. SB 978—Cost-Benefit Analysis 22 Y; 8 N

Vote to suspend three-day rule to consider on third reading (2/3 vote required)

**Conservative Vote: Yea**

This bill would require a state agency to perform an analysis in all proposed environmental laws to determine the costs as well as the benefits of new rules and regulations. This would prevent useless or economically damaging regulations from being imposed.

#### 4. HB 1305—Pari-Mutuel Wagering 20 Y; 11 N

Adoption of Wentworth amendment

**Conservative Vote: Nay**

This amendment to the Texas Racing Commission bill would expand pari-mutuel wagering on horses and greyhounds to allow simulcast wagering at off-track sites. This is another attempt by the legislature to expand pari-mutuel wagering beyond the limits set by voters.

### Social

#### 5. SB 497—Euthanasia 26 Y; 3 N

Vote to suspend the regular order of business to consider on second reading (2/3 vote required)

**Conservative Vote: Nay**

This bill would amend the Texas Natural Death Act to allow patients with a living will to be diagnosed as terminally ill by only one physician instead of the current two. This diagnosis would allow the removal of life support. The current requirement of two physicians is a safeguard to protect the rights of patients.

#### 6. SB 141—Hate Crimes 21 Y; 9 N

Vote to suspend the regular order of business to consider on second reading (2/3 vote required)

**Conservative Vote: Nay**

This bill would add “sexual orientation” to the list of individuals protected under the “hate crimes” laws, a category of crime believed to be motivated by bias or prejudice. This form of justice tries to punish the motivation instead of the criminal act. Sodomy is against state law.

#### 7. SB 1343—Healthy Starts 17 Y; 13 N

Vote to suspend the regular order of business to consider on second reading (2/3 vote required)

**Conservative Vote: Nay**

This bill would create a huge social program designed to prevent child abuse, but once implemented would provide an array of social services from family planning to immunizations. This program is modeled after a program in Hawaii that sends social workers into hospitals to look at people’s medical records and has the worker follow up in newborn’s homes to monitor for “signs” of child abuse.

### Government

#### 8. SJR 4—Term Limits 25 Y; 4 N

Vote to suspend the regular order of business to consider on second reading (2/3 vote required)

**Conservative Vote: Yea**

This amendment to the Texas Constitution would limit members of the legislature and state executive offices to twelve years of consecutive service in a respective office.

#### 9. SB 60—Concealed Weapons 23 Y; 7 N

Vote to suspend the regular order of business to consider on second reading (2/3 vote required)

**Conservative Vote: Yea**

This bill would protect Texans’ right to bear arms and carry a concealed handgun or other weapon to protect themselves. It requires safety training and instruction as well as a background check and waiting period.

#### 10. HB 1863—Health Commission 16 Y; 14 N

Vote on Turner amendment containing HB 1409 language

**Conservative Vote: Nay**

This amendment would establish a new state bureaucracy under the premise of local control. The bill would give the Health and Human Services Commissioner influence over 13 health and human service agencies. Local commissions would consist of agency employees, volunteers, and civic leaders to make recommendations to the state. Once established by the HHS Commissioner, the local commissions would then have the authority to fill vacancies with no vote from the local community.

### Education

#### 11. SB 1—Home Rule Districts 16 Y; 13 N

Vote on Harris amendment

**Conservative Vote: Yea**

This amendment would allow local school districts to petition the state to apply for a home rule charter in order for the district to be exempt from many of the state mandated rules and regulations.

#### 12. SB 1—School Choice 17 Y; 13 N

Vote on Wentworth motion to table (kill) Luna amendment

**Conservative Vote: Yea**

This amendment would delete the pilot education voucher program which would allow educationally disadvantaged children and their parents or guardians to receive a scholarship to educate the student at a participating public, private or parochial school.

# Conservative Ranking of State Representatives

Representatives		1995	1993	1991	Representatives		1995	1993	1991
Elkins (R-Houston)		99%	*	*	Hilbert (R-Spring)	VC	88%	73%	66%
Howard (R-Sugar Land)		99%	*	*	Kamel (R-Tyler)		88%	76%	83%
Chisum (D-Pampa)**	C	98%	73%	80%	Brimer (R-Fort Worth)	C	86%	70%	72%
Corte (R-San Antonio)		98%	94%	*	Hilderbran (R-Kerrville)	C	86%	78%	73%
Crabb (R-Humble)	VC	98%	91%	*	Culberson (R-Houston)		85%	74%	77%
Heflin (R-Houston)		98%	96%	95%	Goolsby (R-Dallas)	VC	85%	70%	66%
Shields (R-San Antonio)		98%	83%	*	Harris (R-Pearland)	VC	85%	54%	61%
Denny (R-Aubrey)		97%	82%	*	Ogden (R-Bryan)	VC	85%	68%	69%
Krusee (R-Round Rock)		96%	90%	*	Park (R-Bedford)		85%	66%	75%
Madden (R-Richardson)	VC	96%	84%	*	Haggerty (R-El Paso)		84%	72%	61%
Wohlgemuth (R-Burleson)		96%	*	*	Mowery (R-Fort Worth)	VC	84%	81%	81%
Averitt (R-Waco)		95%	75%	*	Rusling (R-China Springs)		84%	*	*
Staples (R-Palestine)		95%	*	*	Carona (R-Dallas)	VC	83%	71%	80%
Talton (R-Houston)	VC	95%	86%	*	Hill (R-Richardson)	C	81%	90%	84%
Kuempel (R-Seguin)	C	94%	74%	63%	Yost (R-Longview)	VC	81%	70%	64%
Siebert (R-San Antonio)	VC	94%	89%	*	Turner, B. (D-Voss)		80%	41%	49%
Swinford (R-Dumas)		94%	71%	89%	Goodman (R-Arlington)	C	78%	60%	61%
Woolley (R-Houston)		94%	*	*	Ramsay (D-Mt. Vernon)		78%	46%	*
Craddick (R-Midland)	C	93%	87%	86%	Patterson (D-Brookston)	C	77%	47%	77%
Hunter, B. (R-Abilene)	C	93%	63%	56%	Cook (D-Breckenridge)	VC	76%	60%	63%
Hartnett (R-Dallas)	VC	91%	90%	80%	Williamson (R-Weatherford)		76%	68%	33%
Horn (R-Denton)		91%	92%	73%	Marchant (R-Coppell)	C	75%	69%	89%
Jackson (R-La Porte)	VC	91%	72%	73%	Rabuck (R-Conroe)		75%	68%	84%
Janek (R-Houston)		91%	*	*	McCall (R-Plano)		74%	67%	*
Moffat (R-Southlake)		91%	68%	*	Oakley (D-Terrell)	C	73%	40%	53%
Reyna (R-Mesquite)		91%	*	*	Dear (D-Fort Worth)	VC	72%	25%	*
Walker (R-Plains)		91%	*	*	Hunter, T. (D-Corpus Christi)	C	71%	54%	37%
Allen (R-Grand Prairie)		90%	76%	*	Combs (R-Austin)		70%	70%	*
Finnell (D-Holliday)	VC	90%	56%	91%	Stiles (D-Beaumont)	C	69%	25%	41%
Grusendorf (R-Arlington)		90%	73%	64%	Kubiak (D-Rockdale)	VC	68%	56%	42%
Holzheuser (R-Victoria)	C	90%	70%	69%	Alexander (D-Athens)	C	66%	45%	27%
Nixon (R-Houston)		90%	*	*	Black (D-Goldthwaite)	C	66%	46%	66%
Pitts (R-Waxahachie)		90%	73%	*	Lewis, R. (D-Mauriceville)	C	66%	44%	27%
Carter (R-Fort Worth)		89%	62%	56%	Smithee (R-Amarillo)	C	65%	66%	77%
Duncan (R-Lubbock)	VC	89%	68%	*	Brady (R-The Woodlands)	VC	64%	40%	52%
Hamric (R-Houston)		89%	86%	73%	Counts (D-Knox City)	C	63%	34%	59%
Solomons (R-Carrollton)		89%	*	*	McCoulskey (D-Richmond)	VC	63%	38%	*
West (R-Odessa)	VC	89%	70%	*	Saunders (D-La Grange)	C	63%	42%	37%
Delisi (R-Temple)	VC	88%	75%	72%	Telford (D-Dekalb)	C	61%	32%	31%
Driver (R-Garland)		88%	74%	*	Johnson (D-Nacogdoches)	VC	60%	27%	48%

C = Committee Chairman; VC = Committee Vice Chairman; % = Conservative rating for that legislative year; \* = Not in office that year  
 \*\* = Has become Republican since end of session

# Conservative Ranking of State Representatives

Representatives		1995	1993	1991	Representatives		1995	1993	1991
Hawley (D-Portland)		58%	*	*	Alvarado (D-San Antonio)		23%	13%	*
Junell (D-San Angelo)	C	58%	33%	52%	Puente (D-San Antonio)		23%	11%	14%
Clemons (D-Pollock)**		57%	57%	53%	Serna (D-El Paso)		23%	*	*
Eiland (D-Galveston)		56%	*	*	Giddings (D-Dallas)		21%	11%	*
Rhodes (D-Dripping Springs)		56%	*	*	Naishtat (D-Austin)	VC	21%	6%	8%
Jones, D. (R-Lubbock)	C	55%	42%	55%	Rodriguez (D-San Antonio)	C	21%	11%	14%
Hightower (D-Huntsville)	C	53%	17%	41%	Romo (D-San Antonio)		21%	9%	*
King (D-Uvalde)		51%	*	*	Solis (D-Harlingen)		21%	12%	*
Place (D-Gatesville)	C	51%	23%	27%	Torres (D-Houston)		21%	*	*
Wolens (D-Dallas)	VC	51%	27%	20%	Berlanga (D-Corpus Christi)	C	20%	16%	11%
Glaze (D-Gilmer)		49%	23%	11%	Thompson (D-Houston)	C	20%	18%	12%
Uher (D-Bay City)		49%	42%	72%	Dutton (D-Houston)		16%	11%	11%
Cuellar, H. (D-Laredo)		48%	32%	16%	Ehrhardt (D-Dallas)		16%	*	*
Munoz (D-Mission)		46%	20%	*	Hudson (D-Dallas)		16%	4%	11%
Willis (D-Fort Worth)		45%	32%	19%	Luna (D-Corpus Christi)		16%	9%	*
Raymond (D-Benavides)		44%	22%	*	Conley (D-San Antonio)	VC	15%	17%	23%
Yarbrough (D-Houston)	VC	44%	13%	9%	Davila (D-Houston)		15%	7%	*
Bosse (D-Houston)	VC	43%	21%	23%	Edwards (D-Houston)	C	15%	13%	12%
Sadler (D-Henderson)	C	41%	22%	36%	Alonzo (D-Dallas)		14%	6%	*
Seidlits (D-Sherman)	C	40%	16%	37%	Davis (D-Dallas)		14%	12%	*
Wilson (D-Houston)	C	40%	26%	12%	Jones, J. (D-Dallas)		14%	18%	*
Zbranek (D-Winnie)		40%	28%	*	Rangel (D-Kingsville)	C	14%	6%	14%
Gallego (D-Alpine)	C	37%	20%	11%	Dukes (D-Austin)		13%	*	*
Hochberg (D-Houston)		35%	11%	*	Farrar (D-Houston)		13%	*	*
Danburg (D-Houston)	C	34%	11%	12%	Longoria (D-San Antonio)		11%	14%	*
Gutierrez (D-McAllen)	VC	34%	16%	11%	Maxey (D-Austin)		11%	6%	12%
Gray (D-Galveston)	VC	33%	16%	*	Moreno (D-El Paso)	VC	11%	4%	17%
Pickett (D-El Paso)		33%	*	*	Price (D-Beaumont)	VC	11%	15%	39%
Tillery (D-Dallas)		33%	*	*	Turner, S. (D-Houston)	VC	10%	12%	33%
Greenberg (D-Austin)		31%	8%	20%					
Hirschi (D-Wichita Falls)	VC	31%	21%	25%					
Van de Putte (D-San Antonio)		30%	18%	16%					
De La Garza (D-Edinburg)		29%	15%	14%					
Oliveria (D-Brownsville)	C	29%	9%	9%					
Bailey (D-Houston)	VC	28%	11%	16%					
Cuellar, R. (D-Weslaco)	VC	28%	16%	19%					
Coleman (D-Houston)		26%	11%	*					
Hernandez (D-San Antonio)		26%	12%	19%					
Lewis, G. (D-Fort Worth)		24%	*	*					
McDonald (D-El Paso)		24%	11%	16%					

<b>Representatives Average %</b>		
<u>1995</u>	<u>1993</u>	<u>1991</u>
59%	42%	43%

*These ratings are based on 80 votes taken on economic, social, governmental and educational issues. Higher scores indicate a more conservative rating.*

C = Committee Chairman; VC = Committee Vice Chairman; % = Conservative rating for that legislative year; \* = Not in office that year  
 \*\* = Has become Republican since end of session

# How State Representatives Voted on Selected Issues

SUBJECT IDENTIFICATION of HOUSE RECORD VOTES in columns 1-12 (For more explanation, see page 11)

- |                                   |                                    |                                |
|-----------------------------------|------------------------------------|--------------------------------|
| 1. SB 14—Private Property Rights  | 5. SB 15—Abortion Clinics          | 9. SB 1—Employee Reduction     |
| 2. HJR 20—Corporate Franchise Tax | 6. SB 1—Abstinence Based Sex Educ. | 10. SB 1—Teacher Certification |
| 3. HB 1863—Welfare Reform         | 7. HB 1409—Health Commission       | 11. SB 1—School Choice         |
| 4. SB 141—Hate Crimes             | 8. SB 60—Concealed Weapons         | 12. SB 1—Parental Rights       |

Dist.	Party	Name	City	1995%	1	2	3	4	5	6	7	8	9	10	11	12
85	D	Laney, Pete	Hale Center (Speaker)		P	P	P	P	P	P	P	P	P	P	P	P
12	D	Alexander, Clyde	Athens	C 66%	+	+	-	-	+	+	-	+	-	E	-	-
106	R	Allen, Ray	Grand Prairie	90%	+	+	+	+	+	+	+	+	+	+	+	+
104	D	Alonzo, Roberto	Dallas	14%	-	-	-	-	-	-	-	-	-	-	-	-
116	D	Alvarado, Leo	San Antonio	23%	+	-	-	-	+	+	-	-	-	-	-	-
56	R	Averitt, Kip	Waco	95%	+	+	+	+	+	+	+	+	+	+	+	+
140	D	Bailey, Kevin	Houston	VC 28%	-	-	-	-	-	-	-	+	-	-	-	-
34	D	Berlanga, Hugo	Corpus Christi	C 20%	-	-	+	-	+	A	-	-	-	-	+	-
54	D	Black, Layton	Goldthwaite	C 66%	+	+	+	+	+	P	-	+	-	+	-	P
128	D	Bosse, Fred	Houston	VC 43%	-	+	E	-	+	+	-	+	-	-	-	+
15	R	Brady, Kevin	The Woodlands	VC 64%	+	+	+	-	+	+	-	-	+	A	+	+
96	R	Brimer, Kim	Fort Worth	VC 86%	+	+	+	+	+	+	+	+	+	+	+	+
108	R	Carona, John	Dallas	VC 83%	+	+	+	+	+	+	+	+	+	+	+	+
91	R	Carter, Bill	Fort Worth	89%	+	+	-	+	+	+	-	+	+	+	+	+
88	D	Chisum, Warren**	Pampa	C 98%	+	+	+	+	+	+	+	+	+	+	+	+
17	D	Clemons, Billy**	Pollok	57%	A	E	A	+	+	+	A	+	+	+	-	+
147	D	Coleman, Garnet	Houston	26%	CC	CC	-	-	A	+	-	CC	-	-	-	-
47	R	Combs, Susan	Austin	70%	+	+	-	-	+	+	+	+	+	+	+	+
120	D	Conley, Karyne	San Antonio	VC 15%	-	+	+	-	+	-	E	-	-	-	-	-
60	D	Cook, John	Breckenridge	VC 76%	+	+	-	+	+	+	-	+	+	+	+	+
123	R	Corte, Frank	San Antonio	98%	+	+	+	+	+	+	+	+	+	+	+	+
70	D	Counts, David	Knox City	C 63%	+	+	-	+	+	+	-	+	-	+	-	+
127	R	Crabb, Joe	Humble	VC 98%	+	+	+	+	+	+	+	+	+	+	+	+
82	R	Craddick, Tom	Midland	C 93%	+	+	+	+	A	+	+	+	+	+	+	+
39	D	Cuellar, Renato	Weslaco	VC 28%	-	A	-	-	+	+	-	-	-	-	-	-
42	D	Cuellar, Henry	Laredo	48%	-	+	-	-	+	+	-	+	-	+	+	+
130	R	Culberson, John	Houston	85%	+	+	+	+	+	+	+	+	+	+	A	+
137	D	Danburg, Debra	Houston	C 34%	A	-	-	-	-	-	-	-	-	+	-	-
145	D	Davila, Diana	Houston	15%	-	-	-	-	+	-	-	-	-	-	-	-
111	D	Davis, Yvonne	Dallas	14%	-	-	-	-	-	-	-	-	-	-	-	-
40	D	De La Garza, Eddie	Edinburg	29%	-	-	-	-	+	+	-	+	-	-	-	-
89	D	Dear, Homer	Fort Worth	VC 72%	+	CC	+	CC	CC	-	-	+	-	+	-	-
55	R	Delisi, Diane	Temple	VC 88%	CC	CC	+	+	+	+	+	CC	+	+	+	+
63	R	Denny, Mary	Denton	97%	+	+	+	+	+	+	+	+	+	+	+	+
113	R	Driver, Joe	Garland	88%	+	E	+	+	A	+	+	+	+	+	+	+
50	D	Dukes, Dawna	Austin	13%	-	-	-	-	-	-	-	-	-	-	-	-
84	R	Duncan, Robert	Lubbock	VC 89%	+	+	+	+	+	+	+	+	-	+	-	+
142	D	Dutton, Harold	Houston	16%	-	-	-	-	A	-	-	-	P	-	-	-
146	D	Edwards, Al	Houston	C 15%	-	-	-	A	+	-	-	P	-	-	-	-
107	D	Ehrhardt, Harryette	Dallas	16%	-	-	-	-	-	E	-	-	-	-	-	E
24	D	Eiland, Craig	Galveston	56%	+	+	-	-	+	+	-	+	-	-	-	-
135	R	Elkins, Gary	Houston	99%	+	+	+	+	+	+	+	+	+	+	+	+
148	D	Farrar, Jessica	Houston	13%	-	-	-	-	A	-	-	-	-	-	-	-
68	D	Finnell, Charles	Holliday	VC 90%	+	+	+	+	+	+	+	+	+	+	+	+
74	D	Gallego, Pete	Alpine	C 37%	CC	CC	-	-	+	+	-	CC	-	-	-	-
109	D	Giddings, Helen	Dallas	21%	-	+	-	-	+	-	-	-	-	-	-	-
5	D	Glaze, Bob	Gilmer	49%	-	-	A	-	+	+	-	+	-	+	-	-
93	R	Goodman, Toby	Arlington	C 78%	A	+	A	+	+	+	-	+	-	+	+	+
102	R	Goolsby, Tony	Dallas	VC 85%	+	+	+	+	+	+	+	+	+	+	-	+
23	D	Gray, Patricia	Galveston	VC 33%	-	-	-	-	-	-	-	-	-	-	-	-

**Note:** This conservative rating is based on 80 roll call votes.  
**\*\*Has become Republican since end of session.**

**Key:** C = Committee Chairman, VC = Committee Vice-Chairman, P = Present Not Voting,  
 A = Absent, E = Excused absence, + = Conservative Vote, - = Non-conservative vote,  
 CC = Conference Committee excused absence, • = Legislator stated he/she meant to vote differently

# How State Representatives Voted on Selected Issues

SUBJECT IDENTIFICATION of HOUSE RECORD VOTES in columns 1-12 (For more explanation, see page 11)

- |                                   |                                    |                                |
|-----------------------------------|------------------------------------|--------------------------------|
| 1. SB 14—Private Property Rights  | 5. SB 15—Abortion Clinics          | 9. SB 1—Employee Reduction     |
| 2. HJR 20—Corporate Franchise Tax | 6. SB 1—Abstinence Based Sex Educ. | 10. SB 1—Teacher Certification |
| 3. HB 1863—Welfare Reform         | 7. HB 1409—Health Commission       | 11. SB 1—School Choice         |
| 4. SB 141—Hate Crimes             | 8. SB 60—Concealed Weapons         | 12. SB 1—Parental Rights       |

Dist.	Party	Name	City	1995%	1	2	3	4	5	6	7	8	9	10	11	12
48	D	Greenberg, Sherri	Austin	31%	-	P	-	-	-	+	-	-	-	-	-	-
94	R	Grusendorf, Kent	Arlington	90%	+	+	+	+	+	+	+	+	-	+	+	-
41	D	Gutierrez, Roberto	McAllen	VC 34%	-	+	-	-	+	+	-	+	-	-	-	-
79	R	Haggerty, Pat	El Paso	84%	A	+	+	-	+	+	-	+	+	+	+	+
126	R	Hamric, Peggy	Houston	89%	+	+	+	+	+	+	+	+	+	+	+	+
25	R	Harris, Jack	Pearland	VC 85%	+	+	+	+	+	+	-	+	+	A	+	+
114	R	Hartnett, Will	Dallas	VC 91%	+	+	+	+	+	+	+	+	+	+	+	+
31	D	Hawley, Judy	Portland	58%	+	+	-	-	+	+	-	+	-	-	-	+
149	R	Heflin, Talmadge	Houston	98%	+	+	+	+	+	+	+	+	+	+	+	+
124	D	Hernandez, Christine	San Antonio	26%	E	CC	-	-	CC	-	-	-	-	-	-	-
18	D	Hightower, Allen	Huntsville	C 53%	+	+	-	+	+	-	-	+	+	+	-	-
150	R	Hilbert, Paul	Spring	VC 88%	+	+	+	E	E	+	+	+	+	+	+	+
53	R	Hilderbran, Harvey	Kerrville	C 86%	+	+	-	+	+	+	+	+	+	+	+	+
112	R	Hill, Fred	Richardson	C 81%	A	+	+	+	+	+	+	+	+	+	+	+
69	D	Hirschi, John	Wichita Falls	VC 31%	-	-	-	-	-	+	-	+	-	-	-	-
132	D	Hochberg, Scott	Houston	35%	-	CC	-	-	CC	-	-	-	-	-	-	+
30	R	Holzheuser, Steve	Victoria	C 90%	+	+	-	+	+	+	+	+	+	+	+	-
64	R	Horn, Jim	Denton	91%	+	+	+	+	+	+	+	+	+	+	+	+
26	R	Howard, Charlie	Sugar Land	99%	+	+	+	+	+	+	+	+	+	+	+	+
100	D	Hudson, Sam	Dallas	16%	-	-	-	-	A	-	-	-	+	-	-	-
71	R	Hunter, Bob	Abilene	C 93%	+	+	+	+	+	+	+	+	+	+	+	+
32	D	Hunter, Todd	Corpus Christi	C 71%	+	+	-	-	+	+	-	+	-	+	-	-
129	R	Jackson, Mike	La Porte	VC 91%	+	+	+	+	A	+	+	+	+	+	+	+
134	R	Janek, Kyle	Houston	91%	+	+	+	+	+	+	+	+	-	+	+	-
9	D	Johnson, Jerry	Nacogdoches	VC 60%	+	+	-	+	+	+	-	+	-	+	-	+
83	R	Jones, Delwin	Lubbock	C 55%	+	+	+	+	+	E	-	-	-	+	E	E
110	D	Jones, Jesse	Dallas	14%	-	-	-	-	-	A	-	-	-	-	-	-
72	D	Junell, Robert	San Angelo	C 58%	CC	CC	-	+	A	+	-	CC	-	+	-	+
6	R	Kamel, Ted	Tyler	88%	+	+	+	+	+	+	+	+	+	+	+	+
43	D	King, Tracy	Uvalde	51%	+	+	-	-	A	+	-	+	-	+	-	-
52	R	Krusee, Mike	Austin	96%	+	+	+	+	+	+	+	+	+	+	+	+
13	D	Kubiak, Dan	Rockdale	VC 68%	+	+	+	+	+	+	+	+	-	-	+	+
45	R	Kuempel, Edmund	Seguin	C 94%	+	+	-	+	+	+	+	+	+	+	+	+
95	D	Lewis, Glenn	Fort Worth	24%	-	+	-	-	+	+	-	-	-	-	+	-
19	D	Lewis, Ron	Mauriceville	C 66%	+	+	A	+	A	+	-	+	-	+	-	+
117	D	Longoria, John	San Antonio	11%	-	-	-	-	+	+	E	-	-	-	-	-
33	D	Luna, Vilma	Corpus Christi	16%	-	-	-	-	-	-	A	-	-	-	-	-
67	R	Madden, Jerry	Richardson	VC 96%	+	+	+	+	+	+	+	+	+	+	+	+
99	R	Marchant, Kenny	Coppell	C 75%	+	+	+	A	A	+	+	+	+	+	+	+
51	D	Maxey, Glen	Austin	11%	-	-	-	-	-	-	-	-	-	-	-	-
66	R	McCall, Brian	Plano	74%	+	+	+	+	+	+	+	+	+	+	+	-
27	D	McCoulskey, Huey	Richmond	VC 63%	+	+	-	-	+	+	-	E	-	-	-	-
76	D	McDonald, Nancy	El Paso	24%	-	-	-	-	-	+	-	A	-	-	-	-
98	R	Moffat, Nancy	Southlake	91%	+	+	+	+	A	+	+	+	+	+	+	+
77	D	Moreno, Paul	El Paso	VC 11%	-	E	A	-	A	-	-	-	-	-	-	-
97	R	Mowery, Anna	Fort Worth	VC 84%	+	+	+	+	A	+	-	+	+	+	+	A
36	D	Munoz, Sergio	Mission	46%	-	+	-	-	+	+	-	+	+	-	-	-
49	D	Naishtat, Elliot	Austin	VC 21%	-	-	-	-	-	-	-	-	-	-	-	-
133	R	Nixon, Joe	Houston	90%	+	+	A	+	A	+	-	+	+	+	+	+
4	D	Oakley, Keith	Terrell	C 73%	+	+	+	-	+	+	+	+	+	A	-	+

**Key:** C = Committee Chairman, VC = Committee Vice-Chairman, P = Present Not Voting, A = Absent, E = Excused absence, + = Conservative Vote, - = Non-conservative vote, CC = Conference Committee excused absence, • = Legislator stated he/she meant to vote differently

**Note:** This conservative rating is based on 80 roll call votes.

# How State Representatives Voted on Selected Issues

SUBJECT IDENTIFICATION of HOUSE RECORD VOTES in columns 1-12 (For more explanation, see page 11)

- |                                   |                                    |                                |
|-----------------------------------|------------------------------------|--------------------------------|
| 1. SB 14—Private Property Rights  | 5. SB 15—Abortion Clinics          | 9. SB 1—Employee Reduction     |
| 2. HJR 20—Corporate Franchise Tax | 6. SB 1—Abstinance Based Sex Educ. | 10. SB 1—Teacher Certification |
| 3. HB 1863—Welfare Reform         | 7. HB 1409—Health Commission       | 11. SB 1—School Choice         |
| 4. SB 141—Hate Crimes             | 8. SB 60—Concealed Weapons         | 12. SB 1—Parental Rights       |

Dist.	Party	Name	City	1995%	1	2	3	4	5	6	7	8	9	10	11	12
14	R	Ogden, Steve	Bryan	VC	85%	CC	+	+	+	+	+	CC	-	+	+	+
37	D	Oliveria, Rene	Brownsville	C	29%	-	-	-	-	A	+	-	-	-	-	-
92	R	Park, Carolyn	Bedford		85%	+	+	+	+	+	-	+	+	+	+	+
3	D	Patterson, Pete	Brookston	C	77%	+	+	-	+	+	E	-	+	+	E	E
79	D	Pickett, Joe	El Paso		33%	-	-	-	-	+	-	-	-	-	-	+
10	R	Pitts, Jim	Waxahachie		90%	+	+	+	+	+	+	+	+	+	+	+
59	D	Place, Allen	Gatesville	C	51%	+	A	-	A	+	+	-	+	-	A	-
22	D	Price, Al	Beaumont	VC	11%	-	-	-	E	A	-	-	-	-	-	-
119	D	Puente, Robert	San Antonio		23%	-	-	-	-	+	+	-	-	-	-	-
16	R	Rabuck, Bob	Conroe		75%	+	+	+	+	+	E	+	+	+	E	+
2	D	Ramsay, Tom	Mt. Vernon		78%	+	+	+	+	+	+	-	+	+	+	-
35	D	Rangel, Irma	Kingsville	C	14%	-	-	-	-	-	-	-	-	-	-	-
44	D	Raymond, Richard	Benavides		44%	-	+	-	-	-	+	-	+	-	-	-
101	R	Reyna, Elvira	Mesquite		91%	+	+	+	+	+	+	+	+	+	+	+
46	D	Rhodes, Alec	Dripping Springs		56%	+	+	-	-	+	+	-	+	+	+	-
118	D	Rodriguez, Ciro	San Antonio	C	21%	-	-	-	-	+	A	-	+	-	-	-
125	D	Romo, Sylvia	San Antonio		21%	-	-	-	-	-	-	-	-	-	-	-
57	R	Rusling, Barbara	China Springs		84%	+	+	-	+	A	+	+	A	+	+	+
8	D	Sadler, Paul	Henderson	C	41%	A	CC	-	A	CC	-	-	-	-	+	-
28	D	Saunders, Robert	La Grange	C	63%	+	+	+	-	A	+	-	+	-	A	-
62	D	Seidlits, Curtis	Sherman	C	40%	-	+	-	-	-	+	-	+	-	-	-
75	D	Serna, Gilbert	El Paso		23%	-	E	-	-	-	+	-	-	-	-	-
122	R	Shields, John	San Antonio		98%	+	+	+	+	+	+	+	+	+	+	+
121	R	Siebert, Bill	San Antonio	VC	94%	+	+	+	+	+	+	+	+	+	+	+
86	R	Smithee, John	Amarillo	C	65%	+	+	+	+	+	+	E	+	+	+	+
38	D	Solis, Jim	Harlingen		21%	-	A	-	-	+	+	-	-	E	-	-
65	R	Solomons, Burt	Carrollton		89%	+	+	+	+	+	+	+	+	+	+	+
11	R	Staples, Todd	Palestine		95%	E	+	+	+	+	+	E	+	+	+	+
21	D	Stiles, Mark	Beaumont	C	69%	+	+	+	+	+	+	-	E	+	+	-
87	R	Swinford, David	Dumas		94%	+	+	+	A	+	+	+	+	+	+	+
144	R	Talton, Robert	Houston	VC	95%	+	+	+	+	A	+	+	+	+	+	+
1	D	Telford, Barry	Dekalb	C	61%	+	+	E	+	+	+	-	+	+	-	-
141	D	Thompson, Senfronia	Houston	C	20%	-	-	+	-	A	+	-	+	-	-	-
105	D	Tillery, Dale	Dallas		33%	-	+	-	-	-	+	-	+	-	-	-
143	D	Torres, Gerard	Houston		21%	-	-	-	-	+	-	-	-	-	-	-
73	D	Turner, Bob	Voss		80%	+	+	-	E	+	+	-	+	+	-	-
139	D	Turner, Sylvester	Houston	VC	10%	-	-	-	-	+	-	-	-	-	-	-
29	D	Uher, Tom	Bay City		49%	+	+	-	-	-	+	-	+	-	-	+
115	D	Van de Putte, Leticia	San Antonio		30%	-	+	-	-	+	-	-	+	-	-	+
80	R	Walker, Gary	Plains		91%	+	+	+	A	+	+	+	+	+	+	+
81	R	West, Buddy	Odessa	VC	89%	+	+	+	+	+	+	+	+	-	+	+
61	D	Williamson, Ric	Weatherford		76%	+	CC	A	A	CC	-	+	+	-	+	-
90	D	Willis, Doyle	Fort Worth		45%	+	-	-	-	+	+	E	-	A	+	-
131	D	Wilson, Ron	Houston	C	40%	-	A	+	+	A	-	-	+	+	-	+
58	R	Wohlgemuth, Arlene	Burleson		96%	+	+	+	+	+	+	+	+	+	+	+
103	D	Wolens, Steve	Dallas	VC	51%	-	+	-	-	+	+	-	-	-	-	-
136	R	Woolley, Beverly	Houston		94%	+	+	A	+	-	+	+	+	+	+	+
138	D	Yarbrough, Ken	Houston		44%	-	-	-	-	A	+	-	+	-	-	-
7	R	Yost, Jerry	Longview	VC	81%	+	+	-	+	+	+	+	+	-	+	-
20	D	Zbranek, Zeb	Winnie		40%	+	-	-	-	+	A	-	+	A	E	-

Note: This conservative rating is based on 80 roll call votes.

Key: C = Committee Chairman, VC = Committee Vice-Chairman, P = Present Not Voting, A = Absent, E = Excused absence, + = Conservative Vote, - = Non-conservative vote, CC = Conference Committee excused absence, • = Legislator stated he/she meant to vote differently

# Summary of House Votes Selected

## Economic

### 1. SB 14—Private Property Rights 85 Y; 51 N

Vote on Combs motion to table (kill) Puento amendment

**Conservative Vote: Yea**

This amendment would have weakened the bill designed to protect private property owners from state agencies, local governments, and other political subdivisions. It allows property owners to be compensated if a governmental action causes the market value of the property to be reduced by 25 percent or more. An assessment is required to determine the economic impact of the governmental actions on the value of private real property.

### 2. HJR 20—Corporate Franchise Tax 95 Y; 36 N

Vote on passage to engrossment

**Conservative Vote: Yea**

This is a constitutional amendment to limit the franchise tax. Increased revenues from lower state taxes help companies create more jobs. The measure also would give an added incentive to prospective new businesses from out-of-state.

### 3. HB 1863—Welfare Reform 75 Y; 64 N

Vote on Van de Putte motion to table (kill) Park amendment

**Conservative Vote: Nay**

This amendment calls for longer work week (40 hours instead of 30) and job training (40 hours instead of 20) requirements for those on welfare. These stricter requirements would allow recipients to become self-sufficient by maximizing their training and allowing them to make the maximum amount of pay.

## Social

### 4. SB 141—Hate Crimes 70 Y; 68 N

Vote on Chisum motion to table (kill) bill

**Conservative Vote: Yea**

This bill would add "sexual orientation" to the list of individuals protected under the "hate crimes" laws, a category of crime believed to be motivated by bias or prejudice. This form of justice tries to punish the motivation instead of the criminal act. Sodomy is against state law.

### 5. SB 15—Abortion Clinics 97 Y; 23 N

Vote on Ogden motion to table (kill) Danburg amendment

**Conservative Vote: Yea**

This amendment to the Penal Code's state jail system (non-violent offenders) would increase the penalty for trespassing at a health care facility to a state jail felony. This provision could apply to peaceful pro-life demonstrators at abortion clinics.

### 6. SB 1—Abstinence Based Sex Education 110 Y; 30 N

Vote on adoption of Chisum amendment

**Conservative Vote: Yea**

This amendment would require any materials and instruction related to human sexuality and AIDS to be selected by a local school district's board of trustees. It also requires that abstinence be emphasized as the only 100 percent effective method to prevent pregnancy, sexually transmitted diseases, and the infection of AIDS.

## Government

### 7. HB 1409—Health Commission 87 Y; 56 N

Vote on passage to engrossment

**Conservative Vote: Nay**

This bill would establish a new state bureaucracy under the premise of local control. This bill would give the Health and Human Services (HHS) Commissioner increased influence over 13 health and human service agencies. Local commissions would consist of agency employees, volunteers, and civic leaders to make recommendations to the state. Once established by the HHS Commissioner, the local commissions would then have the authority to fill vacancies with no vote from the local community.

### 8. SB 60—Concealed Weapons 98 Y; 40 N

Vote on final passage

**Conservative Vote: Yea**

This bill would protect Texans' right to bear arms and carry a concealed handgun or other weapon to protect themselves. It requires safety training and instruction as well as a background check and waiting period.

### 9. SB 1—Employee Reduction 77 Y; 68 N

Vote on Ogden motion to table (kill) Howard amendment

**Conservative Vote: Nay**

This amendment would require the education commissioner to cut the number of employees at the education agency. This would not only reduce the bureaucracy of government but could significantly improve education by relinquishing many of the duties of the state to local school districts.

## Education

### 10. SB 1—Teacher Certification 81 Y; 60 N

Vote on Sadler motion to table (kill) Thompson amendment

**Conservative Vote: Yea**

This amendment would delete a provision that would allow a person without certification to apply at a local school to teach. Teacher certification is a tool used by teachers unions to monopolize the teaching profession. Certification prevents qualified individuals from entering the teaching profession. It also prevents professionals such as doctors, engineers, or business leaders to share their experiences in their respective fields as teachers.

### 11. SB 1—School Choice 83 Y; 63 N

Vote on Sadler motion to table (kill) Grusendorf amendment

**Conservative Vote: Nay**

This amendment would implement a pilot education voucher program which would allow educationally disadvantaged children and their parents or guardians to receive a scholarship to educate the student at a participating public, private or parochial school.

### 12. SB 1—Parental Rights 66 Y; 76 N

Vote on Sadler motion to table (kill) Chisum amendment

**Conservative Vote: Nay**

This amendment would require parental notice before morally sensitive material was presented to students. It would also require balanced presentation of political or controversial issues.

# 1995 Leaders of Excellence

The twenty percent most conservative legislators of the 1995 Texas Legislature

## SENATORS

Teel Bivins—Amarillo  
 Michael L. Galloway—  
*The Woodlands*  
 Tom Haywood—Wichita Falls  
 Jane Nelson—Flower Mound  
 Drew Nixon—Carthage  
 Florence Shapiro—Plano  
 David Sibley—Waco

Ray Allen—Grand Prairie  
 Kip Averitt—Waco  
 Warren D. Chisum—Pampa  
 Frank J. Corte, Jr.—San Antonio  
 Joe Crabb—Humble  
 Tom Craddick—Midland  
 Mary Denny—Aubrey  
 Gary Elkins—Houston  
 Charles Finnell—Holliday  
 Kent Grusendorf—Arlington  
 Will Hartnett—Dallas

## REPRESENTATIVES

Talmadge Heflin—Houston  
 Steve Holzheuser—Victoria  
 Jim Horn—Denton  
 Charlie Howard—Sugar Land  
 Bob Hunter—Abilene  
 Mike Jackson—La Porte  
 Kyle Janek—Houston  
 Mike Krusee—Round Rock  
 Edmund Kuempel—Seguin  
 Jerry Madden—Richardson  
 Nancy Moffat—Southlake

Joe Nixon—Houston  
 Jim Pitts—Waxahachie  
 Elvira Reyna—Mesquite  
 John H. Shields—San Antonio  
 Bill Siebert—San Antonio  
 Todd Staples—Palestine  
 David Swinford—Dumas  
 Robert E. Talton—Pasadena  
 Gary L. Walker—Plains  
 Arlene Wohlgemuth—Burlison  
 Beverly Woolley—Houston



## Do You Want to Help Elect a Conservative Majority for 1997? Here's How

Enterprise PAC is a non-partisan, state-level political action committee dedicated to electing and maintaining a conservative majority of legislators in the Texas Senate and House of Representatives.

In the 1994 election cycle, FEP directed substantial dollars to 12 non-incumbent candidates.

Traditionally, less than 20 percent of non-incumbents win state legislative races; however, 50 percent of the FEP targeted races were successful. All of these candidates replaced liberal, incumbent legislators.

**The 1995 Average Conservative Rating for the six newly elected legislators FEP assisted is 94% compared to the 1993 Average Conservative Rating of 46% of the six officials they replaced.**

### You Can Join The Team

The numbers speak loud and clear. By changing as few as **three seats in the Texas Senate** and **fifteen seats in the Texas House of Representatives**, the 1997 Texas Legislature could have a true, conservative majority.

When you join the Free Enterprise PAC, you join a *dedicated team* of Texas conservatives in a coordinated effort to replace liberal incumbents in the state legislature.

Remember, you are affected not only by the actions of your own senator and representative, but by the collective result of all members elected across the state. The time has come to complete the task of changing the government in Austin!

### Ingredients for Victory

For any candidate to win an election, money is one of the most important factors. Early money to non-incumbent candidates can be the key to victory.

The Free Enterprise PAC's goal of electing a conservative majority can be accomplished by raising desperately needed money for solid, conservative candidates.

Unlike most PAC's, FEP members contribute directly to the candidate in targeted races. Members make checks payable to the candidate of their choice and

then send the checks to FEP for delivery to the campaign.

### How Membership Works

The Free Enterprise PAC will do the following for you as a member: 1) Identify and recruit conservative candidates, 2) Conduct extensive research on each candidate's stand on economic, social, and education issues, 3) Evaluate district demographics and winability of campaigns.

You will receive detailed evaluations on target candidates, invitations to regional luncheons/briefings with legislators, and an endorsement list for elections.

**In return**, Free Enterprise PAC members make a commitment to financially support (at any amount) five principled conservative candidates for the state legislature.

## Free Enterprise PAC Membership Form

*Yes! I want to be a part of the Free Enterprise PAC team that brings a conservative majority to the legislature.*

*I commit to support five conservative candidates. Checks will be made out directly to the candidate and mailed to FEP for delivery.*

*I believe in the work FEP is doing and want to give \$\_\_\_\_\_ to help FEP expand and recruit more supporters.*

Name \_\_\_\_\_

Address \_\_\_\_\_

City/State/Zip \_\_\_\_\_

Phone Number \_\_\_\_\_ Fax Number \_\_\_\_\_

Occupation \_\_\_\_\_

*Please make checks payable to "Free Enterprise PAC."  
 Corporate checks cannot be accepted; donations are not tax-deductible.*

**Please return form to: FEP; P.O. Box 741777; Dallas, TX 75374**